

THE ORIGINAL LINBINS

LINBIN PLASTIC CONTAINERS

THE BRAND that stands for quality and value

We are the manufacturers of the Original **LINBIN**, and they are produced by our technicians in Leicester, UK. If it says **LINBIN** on the side then you're assured of quality.

We offer next day delivery on all **LINBINS** in all colours and sizes and we are able to produce bespoke colours and additives for specialist use.

Our **LINBINS** are compatible with a wide range of storage systems to make the most of your space.

Did you know?

- There is a 100% recycled **LINBIN** range
- The **CLEAR LINBIN** now has an anti-bacterial additive as standard
- We have a new **NEON LINBINS** range ideal for homes and schools

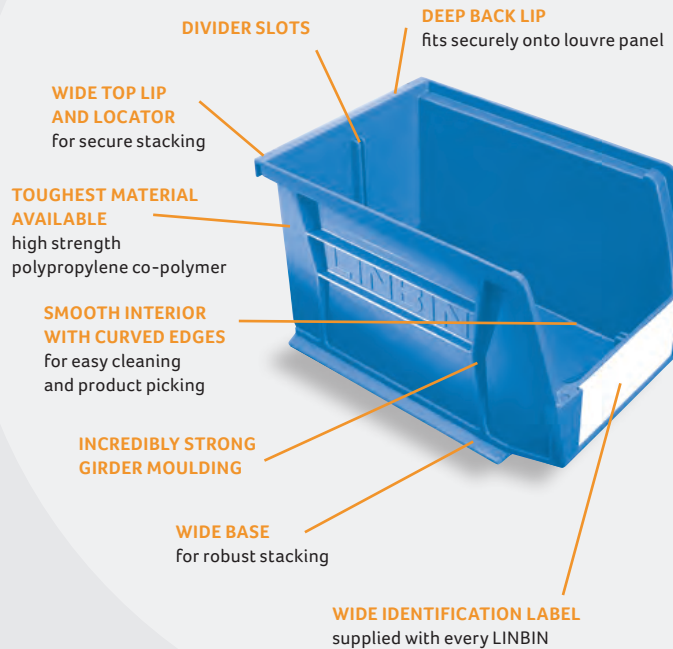


NEXT DAY DELIVERY
ON ALL LINBINS

LINBINS Size Chart


Linbin Size	Height	Width	Depth	Load Capacity – Fixed To Louvre Panel	Load Capacity – Stacked	LBU
2	135mm	105mm	75mm	4.5kg	9kg	1
3	190mm	105mm	75mm	4.5kg	13.5kg	1
4	210mm	140mm	130mm	13.5kg	27kg	2
5	280mm	140mm	130mm	13.5kg	27kg	2
6	280mm	210mm	180mm	22.5kg	27kg	4
7	375mm	210mm	180mm	22.5kg	36kg	4
8	375mm	420mm	180mm	27kg	54kg	8
9	455mm	210mm	230mm	27kg	68kg	5
10	455mm	420mm	295mm	45kg	68kg	12

LINBINS™



LINBIN Dividers

Dividers create even more picking space for multiple items while still using the same space.



Order Code	Pack Qty	For Linbin Size
VDKP2	20	Size 2
VDKP3	20	Size 3
VDKP4	20	Size 4
VDKP5	10	Size 5
VDKP6	10	Size 6
VDKP7	5	Size 7
VDKP8	5	Size 8
VDKP10	3	Size 10

CALL FOR LARGE QUANTITY ORDERS

- Available for all **LINBINS** with the exception of Size 9
- Size 8 and 10 take 3 dividers

INDUSTRIAL COLOURED LINBINS

CALL FOR LARGE
QUANTITY ORDERS

NEXT DAY
DELIVERY
ON ALL LINBINS



THE ORIGINAL open fronted small parts storage and components bin. Available in standard grey and 4 primary colours for effective colour coding.

- Made from premium quality polypropylene
- Can be used as an all-purpose plastic container
- Strong enough to stack: reinforced ribbing gives it strength and rigidity
- 9 sizes in 5 colours
- A full width lip gives increased strength and stability when used on a louvre panel
- Each box of bins comes complete with labels
- Dividers available to provide smaller picking spaces



LINBINS™



Order Code	Size	Height	Width	Depth	Pack Qty	LBUC
VPK02--	Size 2	75mm	105mm	135mm	20	1
VPK03--	Size 3	75mm	105mm	190mm	20	1
VPK04--	Size 4	130mm	140mm	210mm	10	2
VPK05--	Size 5	130mm	140mm	280mm	10	2
VPK06--	Size 6	180mm	210mm	280mm	10	4
VPK07--	Size 7	180mm	210mm	375mm	10	4
VPK08--	Size 8	180mm	420mm	375mm	5	8
VPK09--	Size 9	230mm	210mm	455mm	5	5
VPK10--	Size 10	295mm	420mm	455mm	3	12

RD BL GN YE GR

Please add a suffix in place of dashes for colour when ordering. Note: packs are in quantities stated -- one colour per pack.

www.richardsonsuk.co.uk | sales@richardsonsuk.co.uk | Tel: 01642 242228

NEON RANGE LINBINS

LINBINS™

Contemporary **BRIGHT COLOURS** for the home, school or funky office!

- Available in 5 Neon colours
- Currently available in 4 popular sizes
- Still can be purchased with louvre panels, shelving and cupboards
- Labels supplied at no extra charge



NEW

The new **NEON** range brings a modern look **LINBIN** for home, school and office. Also great for front of house retail or any branded area. Incorporating the quality you would expect from the **LINBIN** brand.



Order Code	Size	Height	Width	Depth	Pack Qty	LBU
VPK05--	Size 5	130mm	140mm	280mm	10	2
VPK06--	Size 6	180mm	210mm	280mm	10	4
VPK07--	Size 7	180mm	210mm	375mm	10	4
VPK08--	Size 8	180mm	420mm	375mm	5	8

LINBINS™




Please add a suffix in place of dashes for colour when ordering. Note: packs are in quantities stated – one colour per pack.

Stylish Black & White Louvre Panels

To complement the new vibrant colours. You might want to think about moving away from that Industrial blue and grey louvre panel and go for black or white instead. This will really make your louvre panels and bins stand out from the crowd. You could use these in your kitchen, office, garage or retail store. Please note: These panels will be painted to order.


FULL RANGE OF LOUVRE PANELS



LINTRAYS

LINTRAYS are particularly designed for shelving cabinets and storage systems. This product is popular in the electronic and automotive industries. The LINTRAY comes with features that ensures greater productivity with quick stock access and improved work safety.

- End stops fit to the back of the trays and keep the tray at the optimum angle for picking
- Index cards at the back of the trays, as well as the front, to make stock picking quick and accurate
- 500mm trays can be divided to provide up to 9 individual compartments
- Each pack of LINTRAYS comes with 40 labels



Order Code	Height	Width	Depth	Pack Qty
VTOPK1	80mm	94mm	400mm	20
VTOPK2	80mm	188mm	400mm	10
VTOPK3	115mm	188mm	400mm	10
VTOPK4	80mm	94mm	500mm	20
VTOPK5	80mm	188mm	500mm	10
VTOPK6	115mm	188mm	500mm	10

LINTRAY Dividers

Dividers designed to fit LINTRAYS for further segmenting.

- 400mm deep trays have provision for 6 dividers giving up to 7 separate storage compartments
- 500mm trays can be divided to provide up to 9 individual compartments.



Order Code	To Fit Lintray	Pack Qty
VTPART1	VTOPK1 / VTOPK4	20
VTPART2	VTOPK2 / VTOPK5	10
VTPART3	VTOPK3 / VTOPK6	10

LINTRAY End Stops

The end stops of the LINTRAYS hold the tray at a convenient angle for order picking. Wire end stops prevent the tray moving beyond the shelf edge.



Order Code	To Fit Lintray	Pack Qty
VESW1	VTOPK1 / VTOPK4	20
VESW2	VTOPK2 / VTOPK3 / VTOPK5 / VTOPK6	10

WALL PANELS AND LINBINS

LINBINS™

Make the most of your wall space. Design an ergonomic solution. Wall mounted louvre panels provide a valuable and versatile storage unit for the home and the workplace. Panels are made from pressed steel and finished in grey epoxy powder coating as standard.

- Available in three sizes: Small (450mm), Medium (900mm), Large (1400mm)
- Bins available in Blue, Red, Grey and Black



SMALL

Order Code	No. of Linbins	In sizes	Colour	Height	Width
VWPKA--	16	2		450mm	500mm
VWPKB--	16	3		450mm	500mm

Please add suffix when ordering: Red (RD), Black (BLK), Blue (BL), Grey (GR)



MEDIUM

Order Code	No. of Linbins	In sizes	Colour	Height	Width
VWPKC--	25	4, 2		900mm	500mm
VWPKD--	25	5, 3		900mm	500mm

Please add suffix when ordering: Blue (BL), Black (BLK), Grey (GR), Red & Blue (COL)

LARGE

Order Code	No. of Linbins	In sizes	Colour	Height	Width
VWPKF--	27	4, 5		1400mm	500mm

Please add suffix when ordering: Blue (BL), Black (BLK), Grey (GR), Red & Blue (COL)



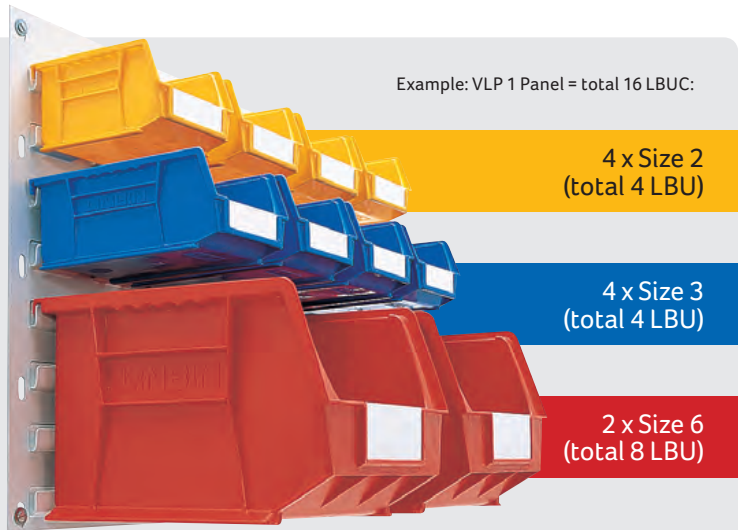
MAKE YOUR LOUVRE+LINBIN STORAGE SOLUTION

What you need to know

- Each LINBIN size will require a certain amount of space on a louvre panel. This is called the LINBIN Unit (LBU).
- The number of LINBINS each panel can accommodate is called the LINBIN Unit Capacity (LBUC).
- Adding together the LINBIN Unit values should match the LINBIN Unit Capacity to utilise the full space available.

Example

On a louvre panel with a LBUC of 16 (Code: VLP1) you can fit:
8 Size 2 or Size 3 LINBINS as they have an LBU of 1 = 8 LBU
2 Size 6 LINBINS as they have an LBU of 4 = 8 LBU



Example: VLP 1 Panel = total 16 LBUC:

4 x Size 2
(total 4 LBU)

4 x Size 3
(total 4 LBU)

2 x Size 6
(total 8 LBU)

8 x LBU 1 = 8

2 x LBU 4 = 8

Total LBU 16

LINBINS™

Wall mounted louvre panels provide a valuable and versatile storage unit.

Fixing holes are positioned so they can be interlinked for a continuous run. They are often used for bench ends, sides of desks and even backs of doors.

- Made from pressed steel for durability
- Epoxy powder coated paint gives a smart appearance
- Suitable for walls, desks, workbenches and doors

See our
**LOUVRE
PANEL KITS**
that come with a
selection of LINBINS
for a complete small
parts storage
solution



MAKE YOUR LOUVRE+LINBIN STORAGE SOLUTION

1 Choose your louvre panel

Coloured Steel Louvre Panels

Code	LBUC	Height	Width	Pack Qty
VLP1 +colour	16	450mm	500mm	1
VLP2 +colour	32	900mm	500mm	1
VLP3 +colour	52	1400mm	500mm	1
VLP4 +colour	68	1800mm	500mm	1

Colours available:



2 Choose LINBINS for your storage

LINBINS Information Chart

Code	*LBU	Size	Height	Width	Depth	Pack Qty	Max load on the panel
VPK02	1	2	75mm	105mm	135mm	20	4.5kg
VPK03	1	3	75mm	105mm	190mm	20	4.5kg
VPK04	2	4	130mm	140mm	210mm	10	13.5kg
VPK05	2	5	130mm	140mm	280mm	10	13.5kg
VPK06	4	6	180mm	210mm	280mm	10	22.5kg
VPK07	4	7	180mm	210mm	375mm	10	22.5kg
VPK08	8	8	180mm	420mm	375mm	5	27kg
VPK09	5	9	230mm	210mm	455mm	5	27kg
VPK10	12	10	295mm	420mm	455mm	3	45.5kg

Colours available:



* LINBIN Unit Capacity



HANGERS

Also known as Spigots

- Hang products that don't fit easily on a shelf
- The ideal solution to hanging awkward shaped products or items on a louvre panel
- Use with LINBINS for hanging products like scissors and small tools on a louvre panel



Order Code	Length	Capacity	Diameter
WRS2	125mm	9kg	N/A
WRS1	125mm	4kg	N/A
WLS4	300mm	9kg	12.7mm
WLS3	150mm	3kg	12.7mm
WLS2	300mm	10kg	16mm
WLS1	150mm	5kg	16mm

MAKE YOUR LOUVRE+LINBIN STORAGE SOLUTION


What you need to know

- Each LINBIN size will require a certain amount of space on a louvre panel. This is called the LINBIN Unit (LBU).
- The number of LINBINS each panel can accommodate is called the LINBIN Unit Capacity (LBUC).
- Adding together the LINBIN Unit values should match the LINBIN Unit Capacity to utilise the full space available.

Example

On a louvre panel with a LBUC of 16 (Code: VLP1) you can fit:
8 Size 2 or Size 3 LINBINS as they have an LBU of 1 = 8 LBU
2 Size 6 LINBINS as they have an LBU of 4 = 8 LBU

Example: VLP 1 Panel = total 16 LBUC:



4 x Size 2
(total 4 LBU)

4 x Size 3
(total 4 LBU)

2 x Size 6
(total 8 LBU)

8 x LBU 1 = 8

2 x LBU 4 = 8

Total LBU 16

LINBINS™

Wall mounted louvre panels provide a valuable and versatile storage unit.

Fixing holes are positioned so they can be interlinked for a continuous run. They are often used for bench ends, sides of desks and even backs of doors.

- Made from pressed steel for durability
- Epoxy powder coated paint gives a smart appearance
- Suitable for walls, desks, workbenches and doors



See our
**LOUVRE
PANEL KITS**
that come with a
selection of LINBINS
for a complete small
parts storage
solution

LOUVRE TROLLEYS AND LINBINS

Easy to use for

- Moving stock to and from production lines
- Mobile picking areas
- Additional capacity alongside a workbench
- Temporary storage locations

Essential product details

- Freestanding for easy and flexibility of use
- Strong and durable all steel panel and base
- Finished with grey epoxy powder coated painted panels and powder coated blue stands
- Comes with 2 braked castors as standard
- Available as a double sided unit
- Different number of LINBIN combinations of size and colour



A heavy duty framed trolley completed with 2 braked rubber castors as standard.



LOUVRE PANEL TROLLEY WITH 72 LINBINS

Code	Number of Linbins	Linbin Sizes	
VTRPKABLK	72	2, 3, 4, 8	
VTRPKABL	72	2, 3, 4, 8	
VTRPKAGR	72	2, 3, 4, 8	
VTRPKACOL	72	2, 3, 4, 8	



LINBINS™

LOUVRE PANEL TROLLEY WITH 80 LINBINS

Code	Number of Linbins	Linbin Sizes	Colour
VTRPKBBLK	80	2, 4	
VTRPKBBL	80	2, 4	
VTRPKBGR	80	2, 4	
VTRPKBCOL	80	2, 4	



EMPTY TROLLEYS

Code	Height	Width	Depth	LBUC	Panel Size
VTRP1000	1100mm	1060mm	600mm	136	Panel Size H900mm x W1012mm
VTRP1400	1600mm	1560mm	600mm	344	Panel Size H1400mm x W1512mm

CALL US FOR
SPECIFIC LINBINS
SIZES AND COLOURS

FREESTANDING LOUVRE PANELS



Free standing louvre panels are available in single or double sided units. An initial unit can be extended by simply bolting on an additional 'add bay' panel.

- LINBINS of varying sizes and colours can be added
- Freestanding for easy and flexibility of use
- Strong and durable quality with grey epoxy powder coated paint
- Fixing holes means they can be quickly and easily interlinked for a continuous run
- Grey louvre panel and blue feet

LINBINS™



VSTRPKABL



VSTRPKABLK



VSTRPKACOL



VSTRPKAGR



SINGLE SIDED FREESTANDING LOUVRE PANELS WITH LINBINS

Order Code	Height	Width	Depth	No. of Linbins	Linbin sizes	Panel Size	Colour
VSTRPKABLK	1900mm	1065mm	540mm	40	2, 5, 6, 8	Panel Size H1800mm x W1012mm	Black
VSTRPKABL	1900mm	1065mm	540mm	40	2, 5, 6, 8	Panel Size H1800mm x W1012mm	Blue
VSTRPKACOL	1900mm	1065mm	540mm	40	2, 5, 6, 8	Panel Size H1800mm x W1012mm	Blue/Red
VSTRPKAGR	1900mm	1065mm	540mm	40	2, 5, 6, 8	Panel Size H1800mm x W1012mm	Grey

Build our own

STARTER BAYS

Order Code	Type	Height	Width	Depth	LBUC	Panel Size
VSSR1410I	Single	1500mm	1100mm	540mm	135	Panel Size H1400mm x W1012mm
VSSR1810I	Single	1900mm	1100mm	540mm	153	Panel Size H1800mm x W1012mm
VDSR1410I	Double	1500mm	1100mm	770mm	270	Panel Size H1400mm x W1012mm
VDSR1810I	Double	1900mm	1100mm	770mm	306	Panel Size H1800mm x W1012mm

ADD BAYS

Order Code	Type	Height	Width	Depth	LBUC	Panel Size
VSSR1410A	Single	1500mm	1065mm	540mm	135	Panel Size H1400mm x W1012mm
VSSR1810A	Single	1900mm	1065mm	540mm	153	Panel Size H1800mm x W1012mm
VDSR1410A	Double	1500mm	1065mm	770mm	270	Panel Size H1400mm x W1012mm
VDSR1810A	Double	1900mm	1065mm	770mm	306	Panel Size H1800mm x W1012mm