



1 lockers



2 shelving



3 cupboards & work stations



4 mobile shelving



5 technic shelving



6 cloakroom



7 cabinets



Richardsons Shelving

Unit 6 Collingwood Court, Riverside Park Ind Est,
Middlesbrough, TS2 1RP
Tel: 01642 242228, Fax: 01642 242259
Web: www.richardsonsuk.co.uk
Email: sales@richardsonsuk.co.uk



11



PROBE

education

MEETS
BS 4680:1996

ACTIVECOAT[®]
anti-bacterial technology


NEW SHOCKproof[™] lockers

SHOCKproof™ lockers

Probe offer their high quality steel lockers NOW with TRESPA® 10mm solid grade laminate **inset doors**. These tough doors are impact resistant, scratch resistant, moisture resistant and heat resistant! To find out more about this amazing material visit www.trespa.com
FREE ON-SITE ADVICE

- **IMPACT RESISTANT**
- **SCRATCH RESISTANT**
- **GRAFFITI RESISTANT**
- **INSET DOOR DESIGN**
- **WEAR RESISTANT**
- **EASY CLEAN**

inset door design



ANTI-VANDAL DOOR STOPS
 Unique to the Probe Shockproof range, these internal door stops are designed to prevent the door from being forced inwards.



5 KNUCKLE HINGES WITH SECURING PLATE
 This strong hinge with securing plate offers 270° opening allowing easy access while keeping contents extra secure.



LOCK OPTIONS
 Probe offer a versatile range of locks ensuring a locker that is suited to your environment.

HIGH SECURITY
 Welded Compartment divider incorporates internal door sill for added security.



academies
 schools
 colleges
 universities

SUPER TOUGH
 These super tough lockers have solid grade TRESPA® laminate doors.

ADDED STRENGTH
 The Die Cast securing plate gives added strength to the hinges ensuring contents remain secure.

DECOR END PANEL
 An optional decorative end panel adds a real touch of style and strength.

TRESPA®



our toughest lockers set.

OPTIONAL SLOPING TOP



NUMBERING SYSTEM

Available at additional cost.

STANDARD LOCK

Probe standard locks feature a massive 3000 serial combinations - all exclusive to Probe.

HIGH SECURITY WELDED COMPARTMENT DIVIDER INCORPORATES INTERNAL DOOR STOP AND SILL

HASP AND STAPLE

This attractive design allows easy use of padlock. (Padlock not supplied).

HINGE SECURING PLATE

This Die Cast securing plate clamps the door to the hinge giving added security.

RE-PROGRAMMABLE COMBINATION LOCK

Easy to use dial with 10,000 combinations.

5 KNUCKLE HINGES

This strong hinge offers 270° opening.



SPECKLED WHITE

BLACK BODY
Available at additional cost.

SPECKLED POWDER BLUE

SILVER BODY

WILD CHERRY

SILVER BODY

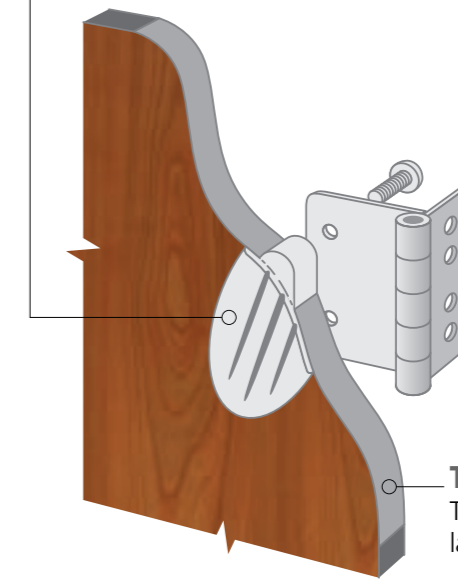
AVAILABLE IN 1, 2, 3 AND 4 TIER



HEIGHT 1780mm
WIDTH 305mm
DEPTHS 305, 380, 460mm

HIGH SECURITY HINGE AND SECURING PLATE

This high quality Die Cast securing plate clamps the door to the hinge giving added strength for the toughest environments.



5 KNUCKLE HINGES

This strong hinge offers 270° opening.

TRES|SPA DOORS

TRES|SPA® 10mm solid grade laminate inset doors.




TRES|SPA ATHLON FIRE CLASSIFICATION

Type: Standard (Non-FR): Euroclass D-s2, d0 EN 13501-1
Type: FR (Fire Resistant): Euroclass B-s2, d0 EN 13501-1 (available at additional cost)

STOCK DOOR COLOURS




BODY COLOURS




NON STOCK COLOURS Subject to minimum quantity of 100 doors.

PLAIN COLOURS



WOODGRAIN EFFECT AND PATTERNED FINISHES



NEW

SHOCKproof™ lockers

BUILDING SCHOOLS for the FUTURE

Building Schools for the Future is a government initiative to rebuild or renew all secondary schools.

education lockers - all steel

Probe Lockers offer colour options for every level, from kindergarten to college. From a simple cube upwards, the sheer variety of lockers available puts them at the top of every school's list for changing and storage requirements.

FREE ON-SITE ADVICE

STRENGTH

Every locker has a full height strengthener welded inside each door to increase strength and security.

WELDED PLINTH

Probe Lockers have a welded plinth making each compartment totally separate and increasing structural rigidity.

5 KNUCKLE HINGES

This strong hinge offers 270° opening allowing easy access.

LOCK OPTIONS

Probe offer a versatile range of locks ensuring a locker that is suited to your environment.

Richardsons Shelving 01642 242228



- Quality engineered to provide a sturdy and robust locker that will give many years of service.
- Built-in security features generate confidence that belongings will be kept safe.
- Replacement locks and keys are available if required. Numbered cards, for locker identification, available on request.
- Durable powder coated finish with colour options to suit your environment.
- **AC+IVECOAT**[®] anti-bacterial technology
The hard wearing anti-bacterial powder coating for an active environment as standard.



The miracles of science

MEETS BS 4680:1996
excluding size specification



FULL HEIGHT LOCKERS
□ Available in 1-6 & 8 tiers.



CUBE LOCKERS
□ Three sizes available:
□ 305³, 380³, 460³ (mm)

LOW LOCKERS
□ Height 1220mm

1780mm

AVAILABLE COLOURS FOR LOCKERS / CLOAKROOM

All steel components are powder coated with **AC+IVECOAT**[®] exclusive to Probe.

- LOCKER DOOR COLOUR
- ▲ LOCKER BODY COLOUR



steel body with laminated/timber*
surface mounted doors

locker options

FREE ON-SITE ADVICE



3 DOOR LOCKERS

4 DOOR LOCKERS



EASY ACCESS HINGES
Hinges open through a wide 164° for ease of access.

LAMINATED END PANEL
Optional.


STANDARD LOCK
Probe standard locks feature a massive 3000 serial combinations - all exclusive to Probe.

LAMINATED PANELS
Probe offer five durable laminated finishes, to a standard steel body, in 2, 3 & 4 compartment Lockers. Laminated panels comprise of 18mm MDF Core with solid laminated facing and 2mm PVC edging. (Timber effect subject to minimum order quantity).

AVAILABLE COLOURS

All steel components are powder coated with **AC+IVECOAT**® exclusive to Probe.

SOLID COLOUR



RED **BLUE**
Stock item on 3 & 4 door lockers sized 305mm wide.

***TIMBER EFFECT**



ASH **OAK** **CHERRY**
Subject to minimum order quantity.



NUMBER PLATES FOR TRESPA® DOORS
This is the optional numbering system for Trespa® door lockers, available at an additional cost. Number plates will be recessed into door if ordered at same time as lockers.



INCORPORATED LOCK OPTIONS - INCLUDED IN LOCKER PRICE Please request lock type at time or ordering.



STANDARD LOCK
The standard lock has a micro sprung 10 disc lock featuring a massive 3000 serial combinations - all exclusive to Probe Lockers. Included in price of locker. **NOTE:** Trespa® door lockers have a different numbering system, see above, and do not need a lock surround.



***HASP AND STAPLE**
Attractive design allowing easy use of padlock fitting. Shank diameter minimum 6mm, maximum 7mm (Padlock not supplied). **NOTE:** Trespa® door lockers have a different numbering system, see above, and do not need a lock surround. ***Please request when ordering**

COSTED LOCK OPTIONS - NOT INCLUDED IN LOCKER PRICE Please request lock type at time or ordering.



DIGITAL COMBINATION LOCK
This Digital Combination Lock is simple to programme and use, it has in excess of 40,000 possible combinations. No more lost keys! Batteries last up to 15,000 user operations. **Includes: built in master code.**



RE-PROGRAMMABLE COMBINATION LOCK
Re-programming using service key. Easy to use front facing dial with 10,000 combinations. One Service Key required per installation (Service Key sold separately). (Not available on laminated faced lockers) **NOTE:** Trespa® door lockers have a different numbering system, see above, and do not need a lock surround.

Above locks are pictured on steel doors. Some locks differ slightly in appearance when fitted to Trespa® doors.



WIRELESS RFID LOCK
The user opens and closes the door using a non contact data carrier. Just tap on it briefly and the door locks or unlocks. The standard battery free digital data carriers can be read and programmed without contact.



***SLOPING TOP OPTION**
The optional sloping top, prevents the accumulation of rubbish and is **available on all standard lockers** at an additional cost. ***Please request when ordering.** (Only available on 1780mm Height Lockers)

All sizes contained within this brochure are nominal. We reserve the right to alter design and specification of any product within this brochure without prior consent.

cloakroom

CLOAKROOM STYLE

Probe offers this comprehensive range of easy install Cloakroom units to enhance the look of your changing room. All units come in a choice of six exciting colours to match your interior.

FREE ON-SITE ADVICE

Richardsons Shelving 01642 242228



COAT HOOKS

These **virtually unbreakable**, polymer coat hooks, have been ergonomically designed and contain **AC+IVECOAT** technology.

Hook Bench DOUBLE SIDED

This bench is also available as a single sided unit.

COAT HOOKS

These stylish, plastic, coat hooks have been ergonomically designed and contain **AC+IVECOAT** technology.

ROBUST FRAMES

All frames are constructed from **robust 50mm round, thick tubing** with fully welded joints for strength and durability.

SOLID ASH SLATS

MODULAR SHOE BASKETS

These robust under bench storage baskets can be added to any size bench, and are constructed of strong, 12 gauge, plastic coated, 25mm steel mesh. (Baskets sold as optional extras)

FLOOR ANCHOR

Optional floor anchors are available for all floor standing units. Fixings not supplied.

Double Sided Low Seat DOUBLE SIDED



ADJUSTABLE FEET

All floor standing Cloakroom units come with adjustable feet for ease of installation.



AVAILABLE SINGLE SIDED

hygienic polymer slats

OPTIONAL HYGIENIC POLYMER SLATS

Manufactured with the same high performance Anti-bacterial elements that go into all **AC+IVECOAT** powder coatings from Probe.



SINGLE SIDED

LENGTHS	HOOKS
1000mm	5
1500mm	8
2000mm	10

DOUBLE SIDED

LENGTHS	HOOKS
1000mm	10
1500mm	16
2000mm	20

Bench SINGLE SIDED



AVAILABLE DOUBLE SIDED

Hansine Bench SINGLE SIDED

DOUBLE SIDED	
LENGTHS	HOOKS
1000mm	10
1500mm	16
2000mm	20

SINGLE SIDED	
LENGTHS	HOOKS
1000mm	5
1500mm	8
2000mm	10



TYPE A
Twin Compartment Baskets

TYPE B
Single Compartment Baskets

Bench DOUBLE SIDED

TRESPA SLATS

Available on all benches



*Baskets not available on stand alone benches.



Units supplied in component format including all necessary fixings (excludes wall and floor fixings). All sizes nominal.



Building Schools for the Future is a government initiative to rebuild or renew all secondary schools.